



**IFE AXE Creative Designs**  
By *Gerardo*  
*Jewelry Inspired by The Orisha*

Chapter Twelve

**TALISMANS, SPELLS AND IMPLORATIONS (Ebo)**

All rites are preceded by Ebos. The word Ebo includes all types of sacrifices and offerings of food, drink and property. It also means a petition, an imploration, a supplication. The idea of purification is implicit in Ebo and includes the cleanliness, both physical and spiritual of the person making Ebo.

The Ebo repertory is endless. They range from the simplest, a small love gift of fruit or drink to an Orisha; to the most expensive and difficult to employ, demanding the death by fire of bulls and horses. The Orishas need food and blood. Blood increases their energies and maintains them potent, efficient and satisfied with their worshippers. In turn, the Orishas render renewed strength and vitality to the person making, and to those participating in, a blood sacrifice.

Ebos are needed when being initiated into Santeria and receiving the collars. They shield from danger, illness, and death. There are Ebos to obtain your heart's desire, to better your life, to succeed in any undertaking. They are also employed to protect from witchcraft, to appease an Orisha's anger, to woo an Orisha's favors and to distance yourself from the influence of the dead. They woo lovers and they also kill. All needs are met through Ebos.



**EBOS FOR THE HEAD (ELEDA)**

**To refresh the Head (Eleda):**

P.O. Box 805763  
CHICAGO, IL  
60680-4119  
USA

USA Tel: +1-312-479-1767  
Tel: +52 1 55 1648 7960  
Fax: +52 55 2614 8349  
gbhawkins2@comcast.net

[www.IFEAXEJewelry.com](http://www.IFEAXEJewelry.com)

Ingredients:BR> Coconut water River water or rain water  
Raw milk Rice water Corojo butter  
White juicy fruits such as: pineapples, pears, and sweet soursop.

Mix all the ingredients together and wash your head as often as you like. This is specially recommended for mild depression and anxiety and to get rid of the "blahs".

### **To feed the Head (Eleda):**

Ingredients:  
Coconut  
Powdered egg shell  
Cocoa butter  
Smoked fish and jutia for Elegua  
Slugs and black eyed peas  
tamales for Obatala.  
Two new white plates  
Two candles  
Cotton  
A large white handkerchief

Feed Elegua and Obatala. Make a paste from the rest of the ingredients. Light the two candles and place one on the center of each plate.

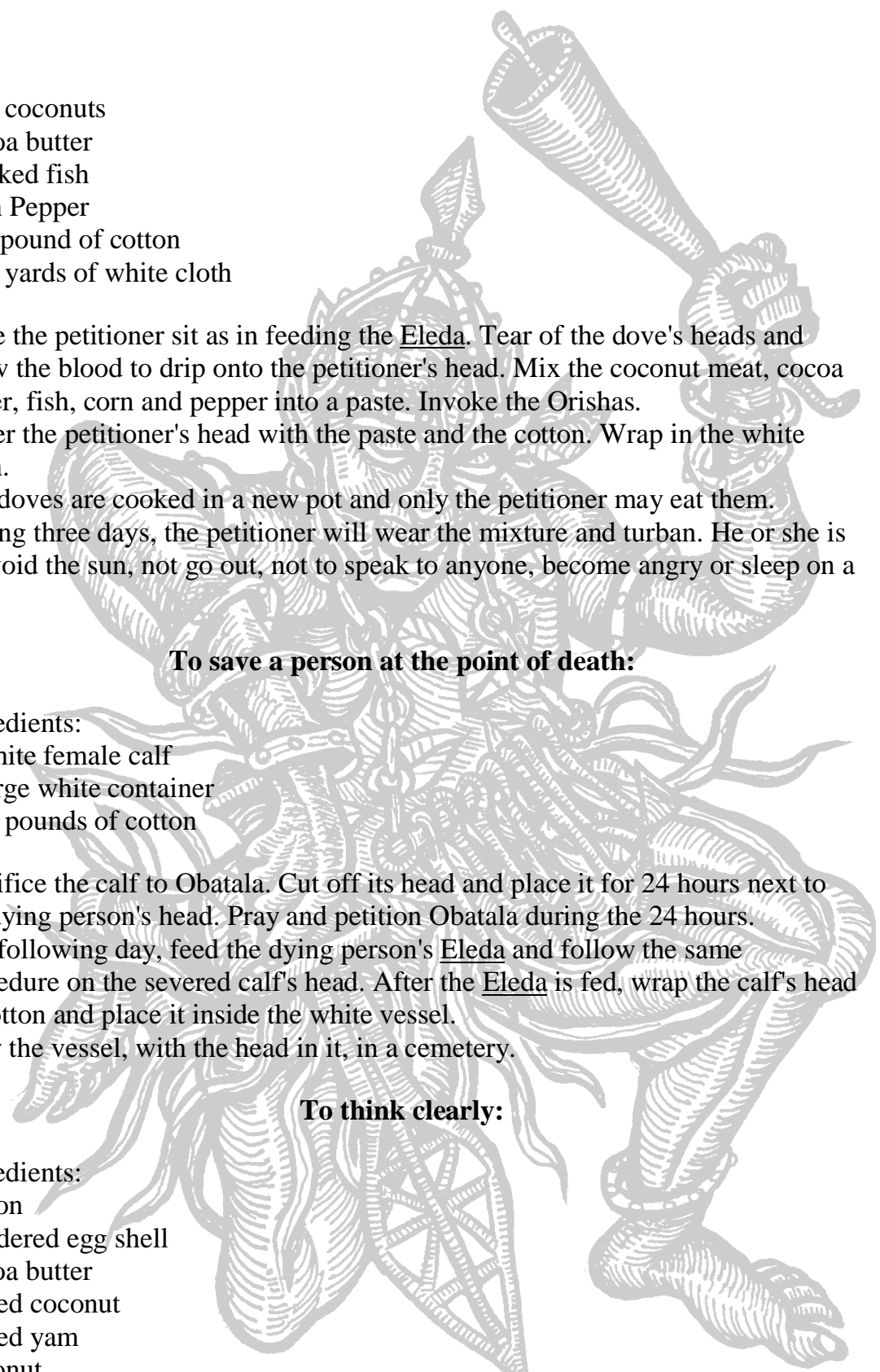
The person whose Eleda is being fed should be sitting with his or her shoes off and holding on to his or her knees. The paste is placed on the plates around the burning candles. The Santero holds a plate in each hand and presents the offerings to the petitioner's forehead, shoulders, chest, the palms of the hands, the knees and the feet while chanting:  
"awe bo awe to awe omo ori yuba ba wa osiweo owe to mo re."  
The paste is then applied to the petitioner's head. While still wet, the cotton is applied, the head is covered by the handkerchief and the paste is allowed to dry.

### **To strengthen the Head (Eleda):**

Ingredients:  
Four pairs of white doves  
Powdered egg shell

P.O. Box 805763  
CHICAGO, IL  
60680-4119  
USA

USA Tel: +1-312-479-1767  
Tel: +52 1 55 1648 7960  
Fax: +52 55 2614 8349  
gbhawkins2@comcast.net



Two coconuts  
Cocoa butter  
Smoked fish  
Corn Pepper  
One pound of cotton  
Two yards of white cloth

Have the petitioner sit as in feeding the Eleda. Tear of the dove's heads and allow the blood to drip onto the petitioner's head. Mix the coconut meat, cocoa butter, fish, corn and pepper into a paste. Invoke the Orishas.

Cover the petitioner's head with the paste and the cotton. Wrap in the white cloth.

The doves are cooked in a new pot and only the petitioner may eat them.

During three days, the petitioner will wear the mixture and turban. He or she is to avoid the sun, not go out, not to speak to anyone, become angry or sleep on a bed.

#### **To save a person at the point of death:**

Ingredients:

A white female calf  
A large white container  
Two pounds of cotton

Sacrifice the calf to Obatala. Cut off its head and place it for 24 hours next to the dying person's head. Pray and petition Obatala during the 24 hours.

The following day, feed the dying person's Eleda and follow the same procedure on the severed calf's head. After the Eleda is fed, wrap the calf's head in cotton and place it inside the white vessel.

Bury the vessel, with the head in it, in a cemetery.

#### **To think clearly:**

Ingredients:

Cotton  
Powdered egg shell  
Cocoa butter  
Grated coconut  
Grated yam  
Coconut

P.O. Box 805763  
CHICAGO, IL  
60680-4119  
USA

USA Tel: +1-312-479-1767  
Tel: +52 1 55 1648 7960  
Fax: +52 55 2614 8349  
gbhawkins2@comcast.net

[www.IFEAXEJewelry.com](http://www.IFEAXEJewelry.com)

water  
A white cloth

If you feel that you are not thinking with your accustomed clarity, make a paste with the yam and the grated coconut. Mix in the rest of the ingredients and soak up the result with the cotton. Wrap the soggy cotton up in the white cloth. Lay down and put the package on your forehead. Close your eyes for an hour. Keep the mixture moist by sprinkling it with coconut water.

**To see your Orisha or Eleda:**

Prop up a mirror on the floor of a very quiet and dark room. Light a candle next to it. Sit on the floor two to three feet away from the mirror. Look into the mirror for three hours and you will see your Orisha, your Eleda and your past lives.

< a>

**EBOS FOR PETITIONING THE ORISHAS**

**To petition Yemaya:**

Ingredients:  
Water  
Indigo dye  
A candle

Fill a small tub with water. Tint the water with indigo until it is a deep blue. Place a candle on a small dish and float the dish on the water. Petition Yemaya as you light the candle.  
The candle should burn for seven or fourteen days.

**To petition the Orishas:**

Ingredients:  
Almond oil  
Corojo oil  
Iron filings  
Coconut Wine  
Orange water  
Peppercorns  
Cocoa butter

P.O. Box 805763  
CHICAGO, IL  
60680-4119  
USA

USA Tel: +1-312-479-1767  
Tel: +52 1 55 1648 7960  
Fax: +52 55 2614 8349  
gbhawkins2@comcast.net

Mercury  
Red ocher

Fill a tin can with the oils and seven drops of wine and orange water, seven peppercorns, seven small bits of coconut and a pinch of each of the solid ingredients. Place a wick in the mixture.

Go to the seashore and petition Yemaya and all the Orishas to come to your aid as you light the lamp. Next to the lamp, place a glass of water with cocoa butter and mercury.

### **To petition Yemaya:**

Ingredients:  
Indigo dye  
Corojo butter  
Corn meal  
Fish  
Salt  
A cotton wick.  
A blue cloth

Fill a deep plate with liquefied corajo butter. Stir in the indigo until it is a deep blue. Add small amounts of corn meal, fish and salt. Insert the wick and allow the corajo butter to solidify.

Petition Yemaya as you light the wick. Allow the lamp to burn until all the corajo butter is consumed. Wrap the remains in a blue cloth and dispose of the bundle at sea.

### **To petition Oshun:**

Ingredients:  
A large gourd  
Five eggs  
Honey  
Oil  
A sugar plum  
Cotton wicks

Make small holes in the five eggs and place them inside the gourd. Fill the eggs with oil, a drop of honey and a piece of sugar plum. Place a wick in each egg. Light the wicks as you petition Oshun. The egg lamps should burn for five

P.O. Box 805763  
CHICAGO, IL  
60680-4119  
USA

USA Tel: +1-312-479-1767  
Tel: +52 1 55 1648 7960  
Fax: +52 55 2614 8349  
gbhawkins2@comcast.net

days. At the end of the fifth day, take the gourd and the burnt out eggs and dispose of them in a river.

<>

### EBOS TO REMOVE CURSES AND EVIL INFLUENCES

#### **To remove cursed eggs:**

Ingredients:

Alcohol

Dry red wine

Camphor squares

Black pepper

When someone has cursed you by throwing or placing cursed eggs around your property, don't touch them. Sprinkle them with alcohol, dry red wine and camphor squares. Set the mixture on fire and, while it burns, sprinkle it with black pepper and ask that the evil that is wished upon you returns to the person that sent it.

#### **To remove an enemy's influence:**

Ingredients:

Six red apples

A red cloth

Banana leaves

A red rooster

Six red lianas

Go to the foot of a palm or a kapok tree. Take off all your clothes. Wipe yourself all over your body with the red cloth. Spread it out on the ground. Proceed to rub yourself thoroughly with all the other ingredients and pile them on the cloth.

Finally, take the rooster and wipe yourself down with it. Tear off its head and let its blood drip upon the pile on the red cloth. Add the rooster's feathers to the pile and make a bundle.

Bury the bundle at the base of the tree. Don't go back to that place for a long time.

#### **To remove the tendency to be accident prone:**

P.O. Box 805763  
CHICAGO, IL  
60680-4119  
USA

USA Tel: +1-312-479-1767  
Tel: +52 1 55 1648 7960  
Fax: +52 55 2614 8349  
gbhawkins2@comcast.net

[www.IFEAXEJewelry.com](http://www.IFEAXEJewelry.com)

**Ingredients:**

A piece of black cloth  
White chalk  
Eight black roosters  
Rose  
apple roots  
A shark's tooth  
A mule's tooth  
Owl feathers  
Seven candles  
A large iron pot

Draw a cross with chalk on each corner of the black cloth. Line the inside of the iron pot with the black cloth. Place the seven candles inside the pot and light them. Throw in the seven black rooster legs, the rose apple roots, and the rest of the ingredients. Make sure that there are enough owl feathers for a good fire. As all the ingredients burn inside the pot, ask to be relieved of your curse. When the fire burns out, take the pot full of ashes to a cemetery before midnight and bury the pot with its contents.

**To remove the influence of the evil eye from a child:**

**Ingredients:**

Sweet basil  
Holy water  
A white handkerchief

If you suspect that a child is sick because of someone's evil eye, put the child to bed. Pray over the child, asking for the intervention of your Orisha, Yemaya, St. Beltran, or your patron Catholic Saint. Moisten a sprig of sweet basil in the holy water and make crosses on the child's head, chest, stomach, legs and hands. When you are finished, wrap the sweet basil in the white handkerchief and dispose of it far from the house.

**To remove a neighbor's evil eye:**

Tie a red ribbon around a large bunch of bananas. Hang them from the roof of your house until rotten. They will absorb all your neighbor's envy.

P.O. Box 805763  
CHICAGO, IL  
60680-4119  
USA

USA Tel: +1-312-479-1767  
Tel: +52 1 55 1648 7960  
Fax: +52 55 2614 8349  
gbhawkins2@comcast.net



**To facilitate a trip:**

If there are obstacles in the way of a business or pleasure trip, sacrifice a chick to Elegua.

Take a few of the feathers and go to a railroad line. Rub the feathers over your hands and feet and leave them there along with 21 pieces of hard candy.

**To better your life:**

**Ingredients:**

A piece of flank steak

A red cloth

A piece of white cloth

Red ribbon

Corojo butter

Powdered egg shell

Dried corn

Six pieces of coconut

Six cowrie shells

Six silver coins

A red rooster

Place the steak on the red cloth. Smear it with corajo butter and powdered egg shell.

Rub the steak thoroughly all over your naked body. When done, place it on the red cloth again.

Dress in red and white. To the steak, add the corn, coconut, shells and the coins. Place the red cloth and all that is on it on the piece of white cloth. Make a secure bundle and tie it with the ribbon.

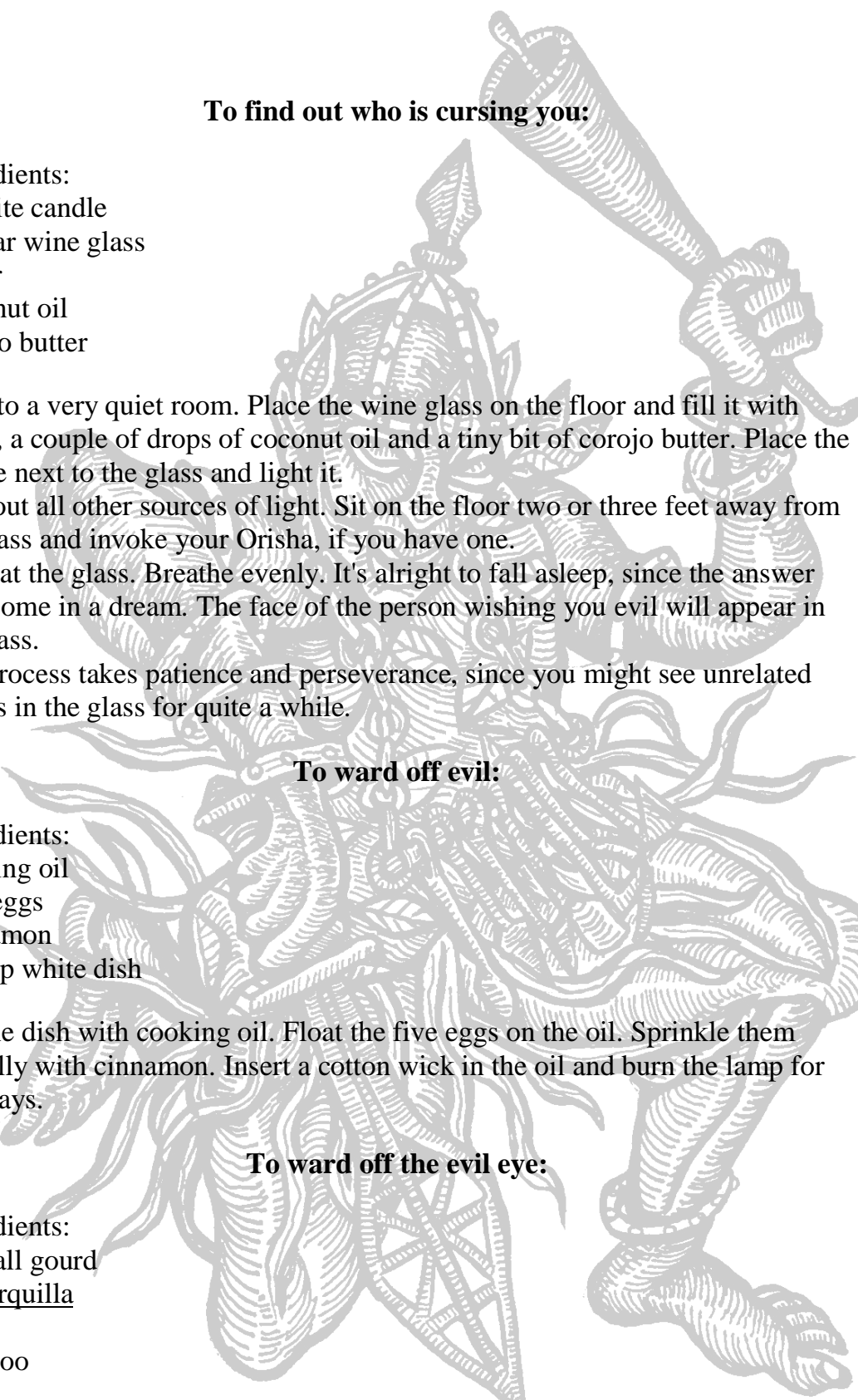
Take the bundle to the base of a kapok tree and offer it to Chango. Before putting the package down, circle the tree six times while touching it with your right hand and praying to Chango for a better life. After the sixth turn, leave the package at the foot of the tree.

Wait six days and return to the tree. Sacrifice a red rooster and leave it where you left the package. Do not touch the tree. Never do another ceremony of any kind at that tree. Don't return for a long time.

P.O. Box 805763  
CHICAGO, IL  
60680-4119  
USA

USA Tel: +1-312-479-1767  
Tel: +52 1 55 1648 7960  
Fax: +52 55 2614 8349  
gbhawkins2@comcast.net

[www.IFEAXEJewelry.com](http://www.IFEAXEJewelry.com)



**To find out who is cursing you:**

**Ingredients:**

A white candle  
A clear wine glass  
Water  
Coconut oil  
Corojo butter

Go into a very quiet room. Place the wine glass on the floor and fill it with water, a couple of drops of coconut oil and a tiny bit of corajo butter. Place the candle next to the glass and light it.

Shut out all other sources of light. Sit on the floor two or three feet away from the glass and invoke your Orisha, if you have one.

Look at the glass. Breathe evenly. It's alright to fall asleep, since the answer may come in a dream. The face of the person wishing you evil will appear in the glass.

The process takes patience and perseverance, since you might see unrelated scenes in the glass for quite a while.

**To ward off evil:**

**Ingredients:**

Cooking oil  
Five eggs  
Cinnamon  
A deep white dish

Fill the dish with cooking oil. Float the five eggs on the oil. Sprinkle them liberally with cinnamon. Insert a cotton wick in the oil and burn the lamp for five days.

**To ward off the evil eye:**

**Ingredients:**

A small gourd  
Mazorquilla  
Taro  
Bamboo

P.O. Box 805763  
CHICAGO, IL  
60680-4119  
USA

USA Tel: +1-312-479-1767  
Tel: +52 1 55 1648 7960  
Fax: +52 55 2614 8349  
gbhawkins2@comcast.net

Grind the ingredients to powder. Mix equal quantities of each powder and sift. Blow the powder into the eyes of the person giving you the evil eye.

**To purify yourself:**

Ingredients:

Sunflowers  
Yellow roses  
White roses  
Red roses  
Pompeii cologne  
Violet water  
Mint oil  
Coconut oil  
Chamomile  
Holy water  
Rose water  
Mint leaves

Put five sunflowers in a large container. Add five of each of the roses, a small bottle of cologne, a small bottle of violet water, five drops of mint oil and five drops of coconut oil. Add a small bottle of rose water, five handfuls of chamomile, five handfuls of mint leaves and five drops of holy water. Pour in about five gallons of water. Let the mixture steep of 24 hours.

Bathe with the mixture before going to bed. Don't dry it off.

**To purify yourself:**

Ingredients:

Pepperglass  
Vervain  
Rosemary  
Violets  
Marigolds  
Pumpkin seeds  
Guinea pepper

Five river stones

P.O. Box 805763  
CHICAGO, IL  
60680-4119  
USA

USA Tel: +1-312-479-1767  
Tel: +52 1 55 1648 7960  
Fax: +52 55 2614 8349  
gbhawkins2@comcast.net

Five peacock feathers  
Five cinnamon sticks

Fill the tub with boiling water. Add five blossoms of all the flowers and five pumpkin seeds. Sprinkle in the pepper. Add the rest of the ingredients and stir until cool enough to submerge yourself.

**To purify yourself:**

Ingredients:

Sea water  
Watermelon seeds  
Florida grass  
Anamu, (petiveria alliacea) garlic herb native to Cuba  
Purple basil  
Mugwort  
Witch Hazel  
Marjoram  
Seven gallon bottles  
Seven candles

Take all the ingredients to the sea shore. Fill the seven bottles half way with sea water. Add seven watermelon seeds to each bottle along with seven sprigs of each of the herbs. Submerge the bottles in the sea for seven hours. Start bathing with the contents of the first bottle on a Saturday. Use a bottle a day until all the bottles are used up. On the seventh day, light seven candles to Yemaya.

◇

**EBOS TO CURSE**

**To curse a person:**

Ingredients:

A candle from a funeral Coal dust Salt

70 pins

Buy the coal dust and salt at three different stores. Mix equal quantities in a plate.

P.O. Box 805763  
CHICAGO, IL  
60680-4119  
USA

USA Tel: +1-312-479-1767  
Tel: +52 1 55 1648 7960  
Fax: +52 55 2614 8349  
gbhawkins2@comcast.net

Set up the candle so that it burns upside down on the plate, on top of the mixture.

At midnight, strip yourself nude and light the candle. As it burns, let out all the hatred you feel towards the person you want to curse. Stick the pins in the candle as if it were the flesh of your enemy. With each pin, shout out that you wish the death and destruction of the hated person.

After the candle has burnt down, leave the plate at your enemy's doorstep.

### **To curse a person's material possessions:**

Ingredients:

Corn silk Brown paper Sand

Two twigs A funeral candle

Obtain a candle used in a funeral that is nine days old or, keep one for nine days.

Build a castle to the best of your ability using the corn silk and the paper. Strengthen the castle by pouring sand at each of the corners. Use the twigs as little flag staffs.

At midnight, take the play castle to a trash pile. Take off all your clothes and light the candle, invoking the soul of the individual in whose funeral it was used. Set the castle on fire. Tell the dead soul that your enemy's goods should burn as the castle is burning. Continue demanding destruction and loss for your enemy until the castle is completely burnt. Leave the candle burning.

### **To curse a person:**

Ingredients:

A used pot

Cow fat

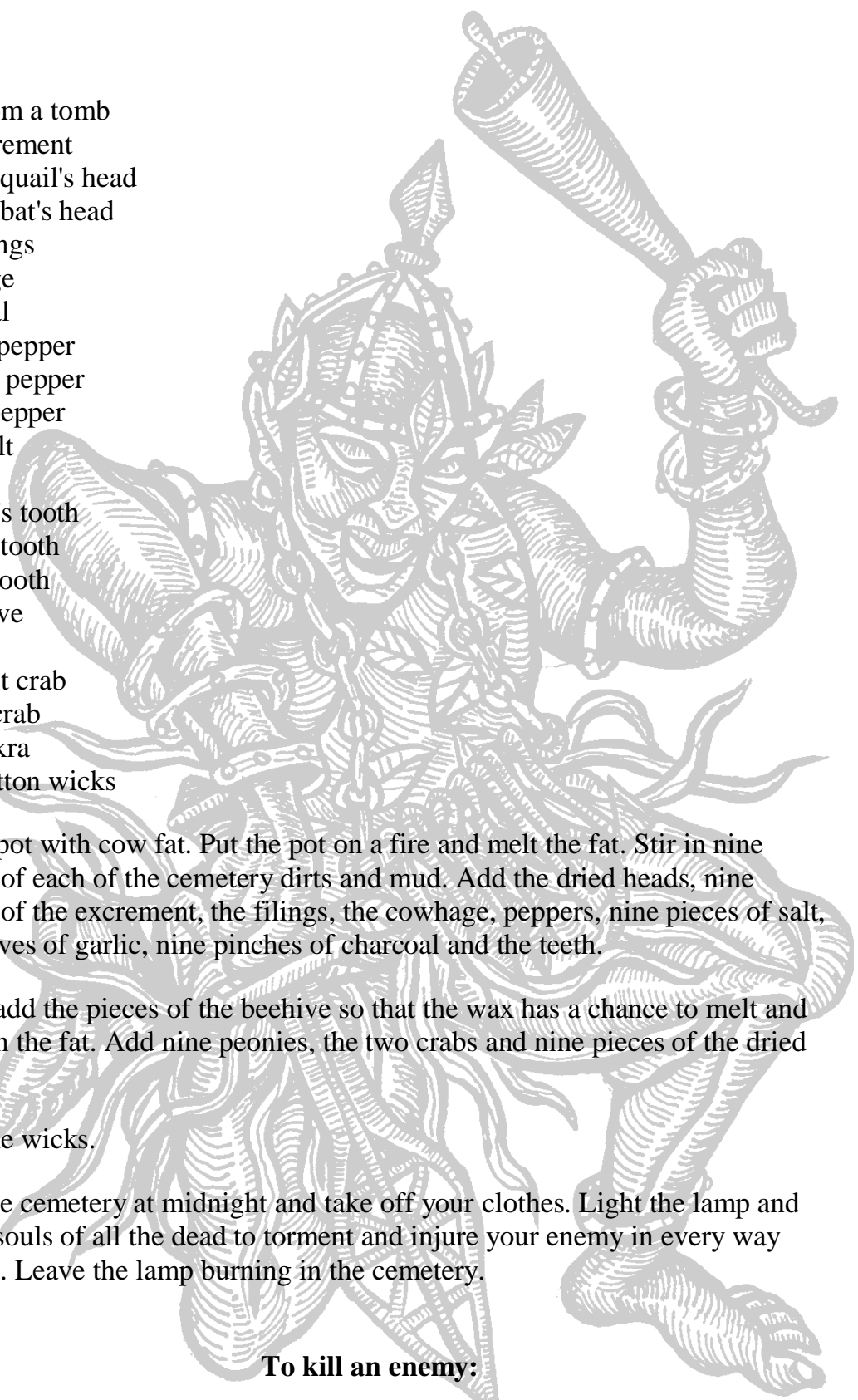
Dirt from nine graves

Dirt from a cemetery entrance

Dirt from two corners of a cemetery

P.O. Box 805763  
CHICAGO, IL  
60680-4119  
USA

USA Tel: +1-312-479-1767  
Tel: +52 1 55 1648 7960  
Fax: +52 55 2614 8349  
gbhawkins2@comcast.net



Mud from a tomb  
Cat excrement  
A dried quail's head  
A dried bat's head  
Iron filings  
Cowhage  
Charcoal  
Guinea pepper  
Chinese pepper  
Indian pepper  
Rock salt  
Garlic  
A shark's tooth  
A dog's tooth  
A cat's tooth  
A beehive  
Peonies  
A hermit crab  
A land crab  
Dried okra  
Nine cotton wicks

Fill the pot with cow fat. Put the pot on a fire and melt the fat. Stir in nine pinches of each of the cemetery dirts and mud. Add the dried heads, nine pinches of the excrement, the filings, the cowhage, peppers, nine pieces of salt, nine cloves of garlic, nine pinches of charcoal and the teeth.

Slowly add the pieces of the beehive so that the wax has a chance to melt and mix with the fat. Add nine peonies, the two crabs and nine pieces of the dried okra.

Insert the wicks.

Go to the cemetery at midnight and take off your clothes. Light the lamp and ask the souls of all the dead to torment and injure your enemy in every way possible. Leave the lamp burning in the cemetery.

**To kill an enemy:**

P.O. Box 805763  
CHICAGO, IL  
60680-4119  
USA

USA Tel: +1-312-479-1767  
Tel: +52 1 55 1648 7960  
Fax: +52 55 2614 8349  
gbhawkins2@comcast.net

[www.IFEAXEJewelry.com](http://www.IFEAXEJewelry.com)

Ingredients:

Nine clay pots  
Dirt from nine tombs  
Nine coins  
Ashes  
Guinea pepper  
Chinese pepper  
Black pepper  
Aguardiente  
Cooking oil  
Nine wicks

Write the name of your victim on the bottom of each pot. Fill each of the pots with a handful of dirt from one of the tombs. Leave a coin at each tomb as payment for the dirt. Mix ashes in with the dirt. Add the pepper.

Pour in nine spoon fulls of aguardiente in each pot. Fill with cooking oil and insert a wick in each pot.

Go to the cemetery at midnight. Light the nine lamps and invoke the help of the souls of the dead to kill you enemy.

**To curse a enemy:**

Ingredients:

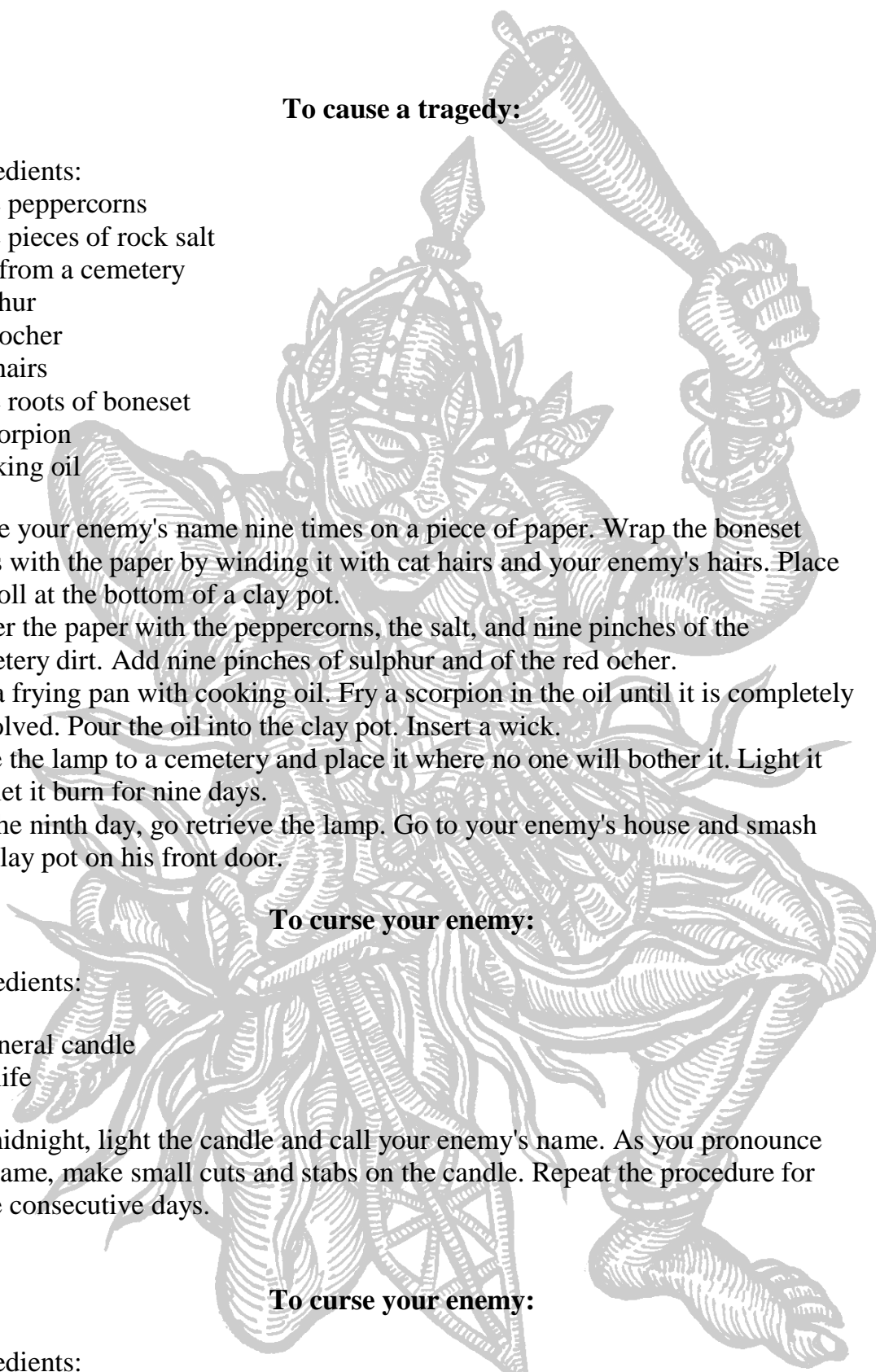
Linseed oil  
Almond  
oil Cooking oil  
Balsam  
Ashes  
Three peppercorns

Write the name of your enemy on a piece of paper. Place the paper at the bottom of a clay pot. Cover the paper with nine pinches of ashes, the peppercorns and the balsam. Pour in equal parts of the oils and insert nine wicks.

At midnight, petition Oya to destroy your enemy as you light the lamp. Do this nine nights in a row.

P.O. Box 805763  
CHICAGO, IL  
60680-4119  
USA

USA Tel: +1-312-479-1767  
Tel: +52 1 55 1648 7960  
Fax: +52 55 2614 8349  
gbhawkins2@comcast.net



**To cause a tragedy:**

**Ingredients:**

Nine peppercorns  
Nine pieces of rock salt  
Dirt from a cemetery  
Sulphur  
Red ocher  
Cat hairs  
Nine roots of boneset  
A scorpion  
Cooking oil

Write your enemy's name nine times on a piece of paper. Wrap the boneset roots with the paper by winding it with cat hairs and your enemy's hairs. Place the roll at the bottom of a clay pot.

Cover the paper with the peppercorns, the salt, and nine pinches of the cemetery dirt. Add nine pinches of sulphur and of the red ocher.

Fill a frying pan with cooking oil. Fry a scorpion in the oil until it is completely dissolved. Pour the oil into the clay pot. Insert a wick.

Take the lamp to a cemetery and place it where no one will bother it. Light it and let it burn for nine days.

On the ninth day, go retrieve the lamp. Go to your enemy's house and smash the clay pot on his front door.

**To curse your enemy:**

**Ingredients:**

A funeral candle  
A knife

At midnight, light the candle and call your enemy's name. As you pronounce his name, make small cuts and stabs on the candle. Repeat the procedure for three consecutive days.

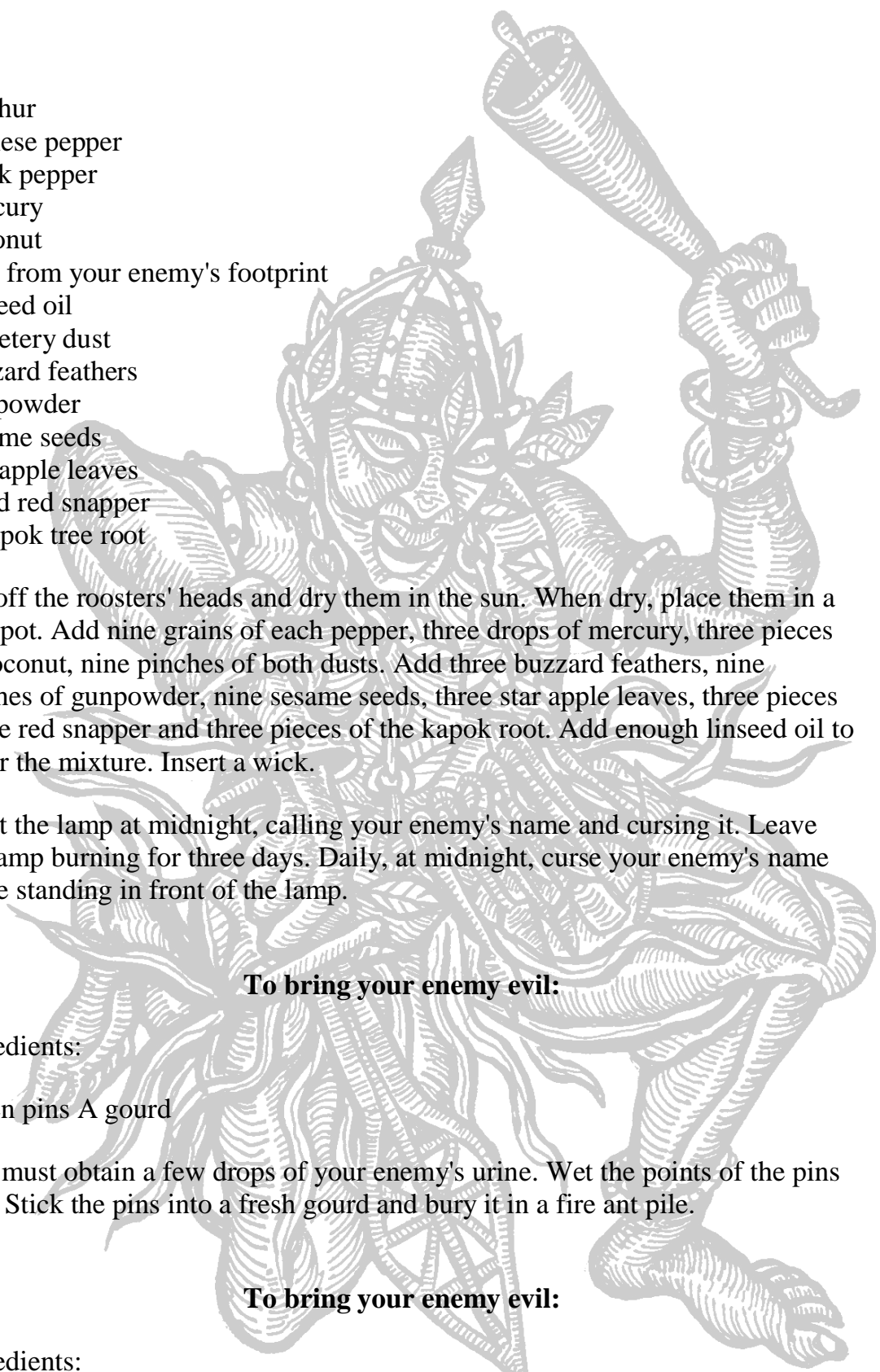
**To curse your enemy:**

**Ingredients:**

Four roosters

P.O. Box 805763  
CHICAGO, IL  
60680-4119  
USA

USA Tel: +1-312-479-1767  
Tel: +52 1 55 1648 7960  
Fax: +52 55 2614 8349  
gbhawkins2@comcast.net



Sulphur  
Chinese pepper  
Black pepper  
Mercury  
Coconut  
Dust from your enemy's footprint  
Linseed oil  
Cemetery dust  
Buzzard feathers  
Gunpowder  
Sesame seeds  
Star apple leaves  
Dried red snapper  
A kapok tree root

Cut off the roosters' heads and dry them in the sun. When dry, place them in a clay pot. Add nine grains of each pepper, three drops of mercury, three pieces of coconut, nine pinches of both dusts. Add three buzzard feathers, nine pinches of gunpowder, nine sesame seeds, three star apple leaves, three pieces of the red snapper and three pieces of the kapok root. Add enough linseed oil to cover the mixture. Insert a wick.

Light the lamp at midnight, calling your enemy's name and cursing it. Leave the lamp burning for three days. Daily, at midnight, curse your enemy's name while standing in front of the lamp.

**To bring your enemy evil:**

Ingredients:

Seven pins A gourd

You must obtain a few drops of your enemy's urine. Wet the points of the pins in it. Stick the pins into a fresh gourd and bury it in a fire ant pile.

**To bring your enemy evil:**

Ingredients:

Dust from the tomb of an assassin's victim.

P.O. Box 805763  
CHICAGO, IL  
60680-4119  
USA

USA Tel: +1-312-479-1767  
Tel: +52 1 55 1648 7960  
Fax: +52 55 2614 8349  
gbhawkins2@comcast.net

India ink  
Vinegar  
Aguardiente  
Salt  
Red wine  
Guinea pepper  
Chinese pepper  
Three needles  
Nine pins  
Three garlic bulbs  
Snake fat  
Cooking oil

Write your enemy's name with India ink on a piece of paper. Pierce the paper with the nine pins and the three needles. Place it at the bottom of a clay pot. Cover the paper with nine pinches of dust, salt and the peppers. Add nine drops of India ink and vinegar, nine spoonful of aguardiente, and the garlic bulbs. Cover the mixture with cooking oil. Insert a wick.

Call a curse on your enemy as you light the lamp. Let it burn for nine days.

**To curse your enemy's house:**

Ingredients:  
River water  
Sea water  
Cooking oil  
Seven turkey eggs  
Charcoal powder

Guinea pepper Fresh water

In a tub, mix equal quantities of the different waters and the oil. Add the whites from the turkey eggs, and seven pinches of the charcoal and the peppers. Stir everything thoroughly. Take care that none of the mixture is spilled in your house.

P.O. Box 805763  
CHICAGO, IL  
60680-4119  
USA

USA Tel: +1-312-479-1767  
Tel: +52 1 55 1648 7960  
Fax: +52 55 2614 8349  
gbhawkins2@comcast.net

Fill seven bottles with the liquid and smash a bottle a day against your enemy's house for seven days in a row.

### **To make a man impotent:**

#### **Ingredients:**

A scorpion  
Cooking oil  
Three lemons  
Salt water  
Aguardiente  
Basil root

Fry the scorpion in the oil until it is dissolved. Pour the oil into a pot. Add the juice of the lemons, three cups of salt water, seven drops of aguardiente and the root. Insert a wick.

Light the lamp while calling out your enemy's name. Let it burn for three days. Dispose of the lamp in a virgin's grave.

### **To make a man impotent**

#### **Ingredients:**

Termites  
Fire ants  
A chicken gizzard  
Sugar cubes  
Body hair  
Menstrual blood  
Oil  
Honey  
A scorpion  
Chinese pepper  
Cotton balls  
Semen

Fry the scorpion in oil until it dissolves. Save the oil.

Write the man's name on a piece of paper and wrap the chicken gizzard with it. Place it in a pot. Cover the paper with live termites and fire ants. Add three sugar cubes, three hairs from the man's body and menstrual blood from three consecutive days. Pour in the oil. Stir in three spoonfuls of honey, three grains

P.O. Box 805763  
CHICAGO, IL  
60680-4119  
USA

USA Tel: +1-312-479-1767  
Tel: +52 1 55 1648 7960  
Fax: +52 55 2614 8349  
gbhawkins2@comcast.net

of Chinese pepper and eight cotton balls with the man's semen on them. Insert a wick.

Light the lamp and let it burn for three days. Dispose of it in an empty grave.

### **To make a man impotent:**

Ingredients:

Cotton balls

Turpentine

Poppy

Balsam

Incense

Amansa guapo

Semen

Write the man's name on a piece of paper. Wrap the paper around a cotton ball with the man's semen on it.

Place the paper at the bottom of a pot. Cover it with poppy seeds, balsam incense and amansa guapo. Pour in enough turpentine to cover and insert a wick.

Place the lamp before your Elegua and burn it for three days. Take it to a cemetery on the third day and dispose of it in an empty grave.

### **To curse a person:**

Ingredients:

Dust from the grave of a corpse with the same name as your enemy.

Human bone

A crab's shell

Cowhage

Pulverize the human bone, the shell and the cowhage. Mix it in equal parts with the grave dust. Sprinkle the mixture at your enemy's doorstep.

### **To curse a person:**

Ingredients:

An eggshell

A wasp's nest

Rock salt

P.O. Box 805763  
CHICAGO, IL  
60680-4119  
USA

USA Tel: +1-312-479-1767  
Tel: +52 1 55 1648 7960  
Fax: +52 55 2614 8349  
gbhawkins2@comcast.net

Coal  
Guinea pepper

Grind all the ingredients into a powder. Mix equal parts together. Blow the powder into your enemy's face.

**To destroy happiness in a home:**

Ingredients:

Ashes  
Goat excrement  
Pig excrement  
Dog excrement  
Chinese pepper  
Guinea pepper  
Black pepper

Dry the excrements thoroughly. Reduce them to a powder. Mix the powder in equal parts with the ashes and the peppers. Sift the mixture into a fine powder.

Sprinkle inside the house you wish to curse.

**To destroy happiness in a home:**

Ingredients:

Blessed thistle  
Chinese pepper  
Guinea pepper  
Cemetery dust

Toast and powder the thistle. Mix in equal parts with the other ingredients. Sift into a fine powder. Sprinkle on the door of the house you wish to curse.

**To destroy happiness in a home:**

Ingredients:

Fresh dog excrement  
Fresh cat excrement  
Dog whiskers  
Cat eyelashes  
Cat tail hairs  
Dog tail hairs

P.O. Box 805763  
CHICAGO, IL  
60680-4119  
USA

USA Tel: +1-312-479-1767  
Tel: +52 1 55 1648 7960  
Fax: +52 55 2614 8349  
gbhawkins2@comcast.net

Motor oil  
Red ocher  
Two roosters

Powder the animal hairs. Mix them with equal parts of the fresh excrement. Add a pinch of red ocher and enough motor oil to get a sticky consistency. Roll the mixture into a ball.

Make the two roosters fight and cut their heads off. Let the blood drip over the ball of excrement. Toss the ball onto the house's roof.

**To cause arguments:**

Ingredients:  
Female monkey excrement  
Lion excrement  
Dog excrement  
Chicken excrement  
A turtle shell  
Cowhage

Dry all the excrements thoroughly. Powder them once dry. Powder the turtle shell and the cowhage and mix in equal parts with the excrement. Sift to a fine powder and spread over the area you wish the arguments and the tragedies to occur.

**To cause arguments:**

Ingredients:  
A twig from a red pepper bush  
A turtle shell  
Dust from a place where two men have fought  
Rock salt  
Guinea pepper  
Cat hair  
Red ants  
Cowhage  
Bone set  
Bamboo

Reduce all the ingredients to powder. Mix in equal quantities. Sprinkle over the area where you want the arguments to occur. If it is a house, sprinkle it on the

P.O. Box 805763  
CHICAGO, IL  
60680-4119  
USA

USA Tel: +1-312-479-1767  
Tel: +52 1 55 1648 7960  
Fax: +52 55 2614 8349  
gbhawkins2@comcast.net

doorstep.

**To cause fights:**

Ingredients:

A crab shell  
A turtle shell  
Human bones  
Snake skin  
Cowhage  
Urine  
Powdered antler  
Red, white and black pepper  
Red ants  
Boneset  
Ironweed  
Coal  
A wasp's nest  
Sesame seeds  
Peony seeds  
Cemetery dust  
Wind blown dust  
Pig excrement  
Goat excrement  
Dog excrement

Burn the human bones and powder them. Dry and powder the excrements. Powder the rest of the ingredients and mix all in equal parts. Sift until a fine powder is obtained.  
To use, set out three pieces of paper. Place a pinch of the mixture on each. Fold the papers up and place before your Elegua for three days  
On the third day, write the victim's name on a piece of paper. Burn the paper and add the ashes to the three small packages. Sprinkle this activated powder where you want the fight to take place.

**To destroy peace in a home:**


Ingredients:

Dust from a place where three dogs have fought

P.O. Box 805763  
CHICAGO, IL  
60680-4119  
USA

USA Tel: +1-312-479-1767  
Tel: +52 1 55 1648 7960  
Fax: +52 55 2614 8349  
gbhawkins2@comcast.net

[www.IFEAXEJewelry.com](http://www.IFEAXEJewelry.com)



Cat's hairs  
Mustard  
Pepper  
Rock salt Dried okra seeds

Grind all the ingredients to powder and mix in equal parts. Sift into a fine powder. Sprinkle inside the house whose peace you want to destroy.

**To kill an enemy: WARNING: A DEADLY POISON!!!!**

Ingredients:  
Jimsonweed  
Nightshade seeds  
Lobelia juice  
Arsenic

Dry the herbal components and reduce them to a powder. Mix the powders in equal quantities with the Lobelia juice and let dry. Sift to a fine powder.

Mix with your victim's food.

**To produce swellings in an enemy:**

Ingredients:  
Toad skin  
Sesame seeds  
Peony seeds  
Nettles  
Egg yolk  
guao  
(comocladia dentada) tree native to Cuba

Toast the toad skin and powder it. Dry the egg yolk in the sun and powder it. Dry and powder the herbal components. Mix the ingredients in equal quantities. Sift into a fine powder. Take care that the mixture does not touch your skin.

Sprinkle the powder on your enemy's body.

**To drive away unpleasant people:**

P.O. Box 805763  
CHICAGO, IL  
60680-4119  
USA

USA Tel: +1-312-479-1767  
Tel: +52 1 55 1648 7960  
Fax: +52 55 2614 8349  
gbhawkins2@comcast.net

[www.IFEAXEJewelry.com](http://www.IFEAXEJewelry.com)

Ingredients:

Honey

Ginger

Amansa guapo

On a plate, place three spoonfuls of honey, three pieces of ginger and the Amansa guapo. Place the plate in front of your Elegua and wait until it is covered with ants. Mix all the ingredients, including the ants, and smear the mixture over your mouth, petitioning Elegua to drive the person away.

**To drive away unpleasant persons:**

Ingredients:

Pumpkin leaves

Boil seven pumpkin leaves in water. Strain off and keep the water. When an unpleasant person comes to visit, throw out a bit of the water at the person's back as he or she is leaving. Repeat every time the person comes to visit. The person will stop coming.

**To drive away unpleasant people:**

Ingredients:

A loaf of bread

An egg

Honey

India ink

Red ocher

A white cloth

A turtle shell

Corn silk

Corn

Make seven spots of red ocher on the white cloth. Place a tea cup atop the cloth.

Break the egg inside the tea cup. Pour in seven drops of honey and seven of ink. Add a few threads of corn silk and three grains of corn.

P.O. Box 805763  
CHICAGO, IL  
60680-4119  
USA

USA Tel: +1-312-479-1767  
Tel: +52 1 55 1648 7960  
Fax: +52 55 2614 8349  
gbhawkins2@comcast.net

[www.IFEAXEJewelry.com](http://www.IFEAXEJewelry.com)

Tear off the butt end of a loaf of bread, hollow it out and pour the mixture into it. Place the butt in a turtle shell and wrap everything up in the white cloth. Wait until the person you dislike is leaving and throw out the bundle after him or her.

**To drive away unpleasant people:**

Ingredients:

Ground cumin  
Chinese pepper  
Guinea pepper  
Cowhage  
Dried cat excrement  
Dried dog excrement

Reduce all the ingredients to a fine powder. Mix equal parts of the powders together. Blow this powder upon the person you want to drive away.

**To drive away an unpleasant person:**

Take hairs from the head of a dog and of a cat. Toast them and pulverize them. Blow the powder on the unwanted person.

**To drive away an unpleasant person:**

Ingredients:

Ashes  
Powdered egg shell  
Hellebore

Dry and powder the hellebore root. Mix in equal parts with the ashes and the powdered egg. Blow the powder into the face of the person you want to drive away.

**To drive away unpleasant people:**

Ingredients:

Witch hazel  
Marigold  
Clover  
Flakes of rust

P.O. Box 805763  
CHICAGO, IL  
60680-4119  
USA

USA Tel: +1-312-479-1767  
Tel: +52 1 55 1648 7960  
Fax: +52 55 2614 8349  
gbhawkins2@comcast.net

Rock salt  
Ground antler  
A lizard skin  
A frog skin  
Coal  
Human bone

Write the person's name on a piece of paper and burn it. Dry and powder the rest of the ingredients and add in equal quantities to the ashes. Blow this powder at the person's back and feet.

**To drive away unpleasant people:**

Ingredients:  
A pepper tree twig  
A tamarind twig  
Malanguilla  
Clover  
Marigold  
Cowhage  
Cemetery dust  
Ground antler  
Dried goat's excrement  
Dried pig's excrement

Grind all the ingredients into powder. Mix equal parts of the powders. Blow the powder at the person.

**To make a person wander without a resting place:**

Ingredients:  
Red pepper  
White pepper  
Black pepper  
Rock salt  
Coal  
Ashes  
India ink  
Brick dust  
Mud  
Iron filings

P.O. Box 805763  
CHICAGO, IL  
60680-4119  
USA

USA Tel: +1-312-479-1767  
Tel: +52 1 55 1648 7960  
Fax: +52 55 2614 8349  
gbhawkins2@comcast.net

Ground glass  
An infertile hen's egg  
Dust from the four corners of the person's house.  
A black cloth

Write the person's name on a piece of paper and burn it to ashes. Place the ashes on the black cloth.  
Cover the ashes with a pinch of each of the powders and a drop of India ink.  
Blow out the white from the egg and place on the pile of powder. Make a bundle of the black cloth and throw it into an open grave.

**To destroy a matrimony or a friendship:**

Ingredients:  
Three guinea hen eggs  
Cooking oil  
Cowhage  
Sow thistle  
Boneset  
Malanguilla  
abre camino, (Bunchosia media)  
Ground pepper  
Red ocher  
Salt

In a new pot filled with the oil, boil three pinches of each of the ingredients.  
Strain and save the oil.  
Make small holes in the eggs and blow out the contents. Fill them with the oil.  
Place the eggs before Elegua for three days.  
Go to the couple's house or the house of one of the friends. Throw an egg at each front corner of the house and one at the door.

**To destroy a marriage or a friendship:**

Ingredients:  
A duck egg  
Salt  
A candle

Place the egg in a container. Cover it with salt and the burning candle and place it before your Elegua for three days.

P.O. Box 805763  
CHICAGO, IL  
60680-4119  
USA

USA Tel: +1-312-479-1767  
Tel: +52 1 55 1648 7960  
Fax: +52 55 2614 8349  
gbhawkins2@comcast.net

On the third day, go to the couple's house or the house of one of the friends. Leave the egg on the front step.

**To destroy a marriage or a friendship:**

Write the names of the persons to be separated on a large piece of paper. Cut the names apart and burn the paper. Cover the egg with the ashes for 24 hours. Go to the couple's house or the house of one of the friends. Throw the egg against the front door.

<>

**EBOS TO DRIVE AWAY ILLNESS**

**To drive away sickness:**

Tie a dry corn cob behind the door with a purple ribbon.

**To drive away sickness and the evil eye:**

Ingredients:

A peeled guava stick

Corojo butter

White, blue, red, yellow, black, green, and brown ribbons.

Bend the guava stick into a shepherd's crook shape. Cover it thoroughly in corojo butter. Wind the seven ribbons around it. Place the stick behind the door.

**To protect against a cold or flu:**

During the cold and flu season, take a small jute bag and fill it with a few pieces of camphor and two or three mint leaves. Hang the bag from your neck or pin it to your underclothes.

**To encourage recuperation from an illness:**

Ingredients:

bejuco de la Cruz, (*Hippocratea volubilis*, Lin.)

A white ribbon

Cocoa butter

P.O. Box 805763  
CHICAGO, IL  
60680-4119  
USA

USA Tel: +1-312-479-1767  
Tel: +52 1 55 1648 7960  
Fax: +52 55 2614 8349  
gbhawkins2@comcast.net

Place a little bundle of bejuco de la cruz , tied with the white ribbon and smeared with cocoa butter next to the bed or under the pillow. When the sick person recuperates, wrap the bundle in cotton and throw it away in a hospital.

### **To relieve stomach troubles:**

#### **Ingredients:**

Five small gourds

Fresh fish

Cinnamon oil

Honey

Guinea pepper

Cocoa butter

Five pieces of coconut

Five yellow candles

A piece of yellow cloth

Cinnamon sticks

Two chickens

Place the candles around the sick person. As you light each candle, pray to Oshun:

"oshun mori leyeo obini oro abebe oro osun oni colalegue iyami loyasousun aye cari pa angara mama yeye guaÑasi egale guasi ori osha obini oro guasi aña ayuba maferefun".

Rub each of the ingredients on the sick person's stomach and place them on the yellow cloth. After the last item, blow out the candles, put them on the cloth and wrap up the bundle.

Take the bundle to a river, open it, take out the candles and light them.

Sacrifice a chicken and allow the blood to drip on the bundle's contents. Offer the bundle to the river.

Sacrifice another chicken to Oshun and smear it with honey, cinnamon and chewed Guinea pepper before giving it to the river.

This Ebo is normally done for women who have problems with their lower bellies. If the condition is not severe, a gourd smeared with cocoa butter will suffice for the Ebo.

### **To prevent illness due to the evil eye:**

P.O. Box 805763  
CHICAGO, IL  
60680-4119  
USA

USA Tel: +1-312-479-1767  
Tel: +52 1 55 1648 7960  
Fax: +52 55 2614 8349  
gbhawkins2@comcast.net

[www.IFEAXEJewelry.com](http://www.IFEAXEJewelry.com)

Ingredients:

A white dove  
Cocoa butter  
Corojo butter

Put cocoa butter and corajo butter on the dove's legs, wings and head. Rub your head with the dove.

Free the dove outside your house, preferably outside your neighborhood. This Ebo should be done during the last days of the year.

<>

### **EBOS AGAINST ARGUMENTS AND THE LAW**

#### **To settle dissension at home and at work:**

Sprinkle toasted corn mixed with powdered egg shell around the area several days in a row.

#### **To prevent gossip and slander:**

Ingredients:

Ginger root  
A cowrie shell  
A young chick  
A red rooster  
A piece of goat skin

Sacrifice the chick and the rooster and let their blood flow over the ginger root and the shell. Make a small bag out of the goat skin. Place the root and the shell inside, still wet with blood. Add the rooster's tongue. Close up the bag and wear it close to your body.

#### **To prevent problems with the law:**

Put a white rabbit and a white dove together in a comfortable cage. Feed them well every day and sprinkle drops of holy water and coconut water on their heads.

The day before the court date, free the animals in a field. Tell them that you fed them to give them their liberty, so they should give you your freedom.

#### **To cool off a bad temper:**

P.O. Box 805763  
CHICAGO, IL  
60680-4119  
USA

USA Tel: +1-312-479-1767  
Tel: +52 1 55 1648 7960  
Fax: +52 55 2614 8349  
gbhawkins2@comcast.net

[www.IFEAXEJewelry.com](http://www.IFEAXEJewelry.com)

Ingredients:

A lodestone  
Poplar slivers  
Amansa guapo  
Cocillana bark  
Eggshell  
Cocoa butter  
Honey  
A ribbon  
A white teacup

Write the bad tempered person's name on a piece of paper. Place it at the bottom of the teacup. Put the lodestone on top of the paper. Cover the stone with eight slivers of poplar, and eight pieces of the other ingredients. Add eight spoonfuls of honey. Cut the ribbon the same length as the circumference of the bad tempered person's head. Tie eight knots in it and place it on top off the cup's contents. Place the cup and its contents before Obatala for eight days .

**To escape the law:**

Rub your head with two quail hens. Bite their heads off and let the blood drip on your head. Spread their feathers up and down the street.

**To keep the police away:**

Grind sage leaves into a powder and blow on your door.

**To obtain a prisoner's release:**

Ingredients:

A rooster  
Cemetery dust  
Cotton thread in red, black, white, yellow, blue, green and brown

Sacrifice the rooster to Elegua. Toast the rooster's feathers and grind them to a powder. Mix the powder with the dust. Tear out the rooster's tongue and wind it tightly in the different colored thread. It is to be given to the prisoner to unwind in his or her cell.

P.O. Box 805763  
CHICAGO, IL  
60680-4119  
USA

USA Tel: +1-312-479-1767  
Tel: +52 1 55 1648 7960  
Fax: +52 55 2614 8349  
gbhawkins2@comcast.net

Sprinkle a light, but steady, stream of powder from the Orisha's house to the jail and back again.

### To win a trial:

#### Ingredients:

A black rooster  
Two doves  
Three pins  
Honey  
Balsam  
Essential oils  
Rue  
Basil  
Witch hazel  
Cotton thread of the seven colors  
Abre camino, (*Bunchosia media*) Bran  
Sunflowers

Rub the accused person's nude body with the rooster and the two doves. Sacrifice them to Elegua. Cut out the rooster's tongue and pierce it with the pins.

Rub the tongue with honey, the balsam, the oils, the rue and the basil. Write the judge's name and the names of the accusing witnesses on a piece of paper.

Wrap the anointed tongue, with the rue and the basil, in the paper. Wrap the little package tightly with the colored threads in front of your Elegua. As you wind, petition Elegua for the accused person's liberty.

After the package is wound, place it on the floor and step on it three times saying:

"In the name of God and Elegua. All my enemies will be under my control, without the power to speak, accuse me or defend themselves. Their tongues are tied with this spell."

Before the trial, the accused must bathe in a tub in which witch hazel, bran, sunflowers and abre camino have been steeped.

On the trial date, the accused will take the small package into court. He or she will place it on the courtroom floor, without anyone seeing it, and will carefully step on it three times while repeating the above prayer.

### To stay out of jail:

P.O. Box 805763  
CHICAGO, IL  
60680-4119  
USA

USA Tel: +1-312-479-1767  
Tel: +52 1 55 1648 7960  
Fax: +52 55 2614 8349  
gbhawkins2@comcast.net

Ingredients:

Dust from your house  
Corn meal  
Dust from the jail  
A red ribbon  
A rooster  
Cotton  
Red, black and white thread  
Dry wine  
Florida water  
cologne  
Orange water

Mix equal parts of the dusts with the corn meal. Place the powder on top of a yard of the ribbon and put it next to Elegua for three days.

The day before the trial, sacrifice a rooster to Elegua and tear out its tongue. Write the names of the accusing persons on a piece of paper. Wrap the tongue in cotton and then in the paper. Wind the package tightly with the thread and give it to the accused.

Offer dry wine, Florida water and orange water to Elegua on the trial date. Cut the red ribbon in two and tie a piece to the accused's right arm and another to the left arm. Divide the powder mixture in two paper packets.

Place a packet at the street corners of the court building. The accused should carry the rooster's tongue package into court.

**To avoid the police:**

Ingredients:

Dust Two vulture A rooster A guinea hen  
A white cloth A red cloth A leather bag  
An alligator's tooth

Collect dust at noon. Sacrifice a vulture and take out its heart. Sacrifice the rooster. Soak the white cloth in its blood. Place the cloth out in the sun to dry and lay the vulture's heart on it until it dries as well.


P.O. Box 805763  
CHICAGO, IL  
60680-4119  
USA

USA Tel: +1-312-479-1767  
Tel: +52 1 55 1648 7960  
Fax: +52 55 2614 8349  
gbhawkins2@comcast.net

Collect dust at midnight. Sacrifice the second vulture and take out its heart.  
Sacrifice the guinea

hen and soak the red cloth in its blood. Put the cloth outside to dry. Lay the  
vulture's heart on it until it dries as well.

When the hearts are dry, grind them into a powder. Mix the powder with a  
pinch of the dust collected at noon and then at midnight. Put the mixture in a  
small leather bag with the tooth and sew the bag shut. Wear the talisman close  
to your body.



P.O. Box 805763  
CHICAGO, IL  
60680-4119  
USA

USA Tel: +1-312-479-1767  
Tel: +52 1 55 1648 7960  
Fax: +52 55 2614 8349  
gbhawkins2@comcast.net

[www.IFEAXEJewelry.com](http://www.IFEAXEJewelry.com)